

TRANSITION ALTITUDE
10000

BUDAPEST APP	122.980	123.860	BUDAPEST GROUND	121.905
		119.510	BUDAPEST DELIVERY	134.540
BUDAPEST TOWER		118.715	ATIS	132.380 (117.300)
BUDAPEST INFORMATION (NORTH)		119.350,	(NORTH-EAST)	134.855

BADOV2L, DUZLA2L, FAHAZ2L, GAZDA2L, GILEP2L,
WITRI2L, WITRI2X, LITKU2L, LITKU2X, VETIK2G, VETIK2L

An aeroplane should not be diverted from its assigned route unless:
it is necessary for the safety of the aeroplane (e.g. for avoidance of severe weather or to resolve a traffic conflict).

CLIMBING:

Min. 5.5% PDG up to 10000. If unable to comply, inform ATC. After departure climb initially 7000. Further climb only by ATC.

CONTACT:










If pilot not otherwise instructed by Budapest TWR, all departing aircraft, irrespective of the assigned SID, when passing 3000, shall contact Budapest APP on 122.980 CH.

R/T FAILURE:

If a departing controlled aircraft having acknowledged an initial (eg. 7000) or intermediate clearance, to climb to a level other than the one specified in the filed FPL for the en-route phase of the flight and no time or geographical limit was included in the clearance, should maintain for a period of seven minutes the level (eg. 7000) to which it was cleared and then should climb to the level included in the filed FPL unless the cruising level was definitely specified in the en-route clearance.

SID NAME	PROCEDURE	RESTRICTIONS
VETIK2L (VETIK TWO LIMA DEPARTURE)	To BP801 climb on course 307°. To BP811 on course 030°, to BP812, to VETIK.	MAX 230 KIAS at BP801.
VETIK2G (VETIK TWO GOLF DEPARTURE)	To BP801 climb on course 307°. Direct to BP802. To BP803, to BP812, to VETIK.	
WITRI2X (WITRI TWO X-RAY DEPARTURE)	To BP801 climb on course 307°. To BP811 on course 030°, to BP812, to WITRI.	
WITRI2L (WITRI TWO LIMA DEPARTURE)	To BP801 climb on course 307°. Direct to BP802. To BP803, to WITRI.	
LITKU2X (LITKU TWO X-RAY DEPARTURE)	To BP801 climb on course 307°. To BP811 on course 030°, to BP812, to BP813, to LITKU at or above FL140.	
LITKU2L (LITKU TWO LIMA DEPARTURE)	To BP801 climb on course 307°. Direct to BP802. To BP803, to BP813, to LITKU at or above FL140.	
BADOV2L (BADOV TWO LIMA DEPARTURE)	To BP801 climb on course 307°. Direct to BP802. To BP803, to BADOV at or above FL140.	
GILEP2L (GILEP TWO LIMA DEPARTURE)	To BP801 climb on course 307°. To BP821 on course 200°. Direct to PUCOG. To GILEP.	
DUZLA2L (DUZLA TWO LIMA DEPARTURE)	To BP801 climb on course 307°. To BP821 on course 200°. To BP822, to DUZLA.	
FAHAZ2L (FAHAZ TWO LIMA DEPARTURE)	To BP801 climb on course 307°. To BP821 on course 200°. To BP822, to FAHAZ.	
GAZDA2L (GAZDA TWO LIMA DEPARTURE)	To BP801 climb on course 307°. To BP821 on course 200°. To BP822, to GAZDA.	

Recommended navaid: BUD VOR.

BUDAPEST TMA						BUDAPEST CTR	
TMA1	 <p>TMA BUDAPEST TMA1 FL195 9500</p>	TMA3	 <p>TMA BUDAPEST TMA3 FL195 3500</p>	TMA6	 <p>TMA BUDAPEST TMA6 FL195 2500</p>	CTR	 <p>CTA BUDAPEST CTR 3500 GND</p>
TMA2/A	 <p>TMA BUDAPEST TMA2/A FL195 5500</p>	TMA4	 <p>TMA BUDAPEST TMA4 FL195 2500</p>	TMA7	 <p>TMA BUDAPEST TMA7 FL195 9500</p>		
TMA2/B	 <p>TMA BUDAPEST TMA2/B FL195 5500</p>	TMA5	 <p>TMA BUDAPEST TMA5 FL195 2000</p>				

THIS PAGE IS INTENTIONALLY LEFT BLANK